

○ MUSIC city COUNSELOR

Thank you for
your purchase!



I so appreciate when you take the time to leave feedback on your purchases on my TpT store! It helps my small business grow and earns you credits towards future purchases!

★★★★★ Extremely satisfied

let's connect!



For helpful ideas and free resources, please check out my website!

○

www.musiccitycounselor.com

ASCA Mindsets & Behaviors:

Category 1: Mindset Standards

- M1. Belief in development of whole self, including a healthy balance of mental, social-emotional, and physical well-being.

Category 2: Behavior Standards

- B-SS 2: Positive, respectful, and supportive relationships with students who are similar to and different from them.
- B-SS 4: Demonstrate empathy.
- B-SS 5: Demonstrate ethical decision-making and social responsibility.
- B-SS 10: Cultural awareness, sensitivity, and responsiveness.

Directions:

This lesson will take approximately 45 minutes to teach.

Recommended Sequence:

1. Review the PowerPoint or digital for Google Slides presentation.
2. Review the "Diversity is beautiful" instructional poster.
3. Complete the "All Are Welcome" activity.
4. Complete any of the included worksheets or coloring pages.

Presentation:

This presentation teaches students all about the beauty in diversity and the importance of welcoming all people with open arms. The presentation introduces us to a little girl whose mom taught her that "all are welcome at their table." The presentation tells the story of the little girl inviting all different friends to join her family for dinner. The presentation defines diversity for students and also discusses 5 ways we are different (skin color, culture, language, abilities, beliefs). Students also learn that we are more similar than we are different. The presentation ends with 3 discussion questions for students.

5 posters are included that you can use in instruction and display in your space.

All Are Welcome Activity:

This hands-on activity lets students practice respecting differences and including others. Both full color and black/white are included. Please cut out all of the diverse characters. You

may choose to use this activity whole group on a document camera and let students take turns coming to the front of the class. Students each choose one of the diverse friends and put them on the table on the "All are WELCOME" page. This helps students see that are all welcome at their table! This activity can also be done with small groups or individual students. You may choose to give each student a copy of the black/white materials and they can create their own table at their desks. They can color all of the characters, cut them out, and glue them onto the table.

Assorted worksheets and coloring pages are also included to close the lesson.

Questions, suggestions, or comments? Please reach out any time at laura@musiccitycounselor.com. I'm here to help!

PS I SO appreciate when you please take a moment to leave a review on my resources on my TpT store. It earns you credits towards future purchases, helps other educators find quality resources, and helps my small business grow! 😊

Posters

DIVERSITY

— is beautiful! —



SKIN COLOR



CULTURE




LANGUAGE



ABILITIES



BELIEFS



DIVERSITY


makes the

WORLD


go round!




All are
WELCOME
at our table.



All are
WELCOME
in our class.




All are
WELCOME
in our school.










All Are Welcome Activity

All are WELCOME!



MUSIC CITY COUNTESS



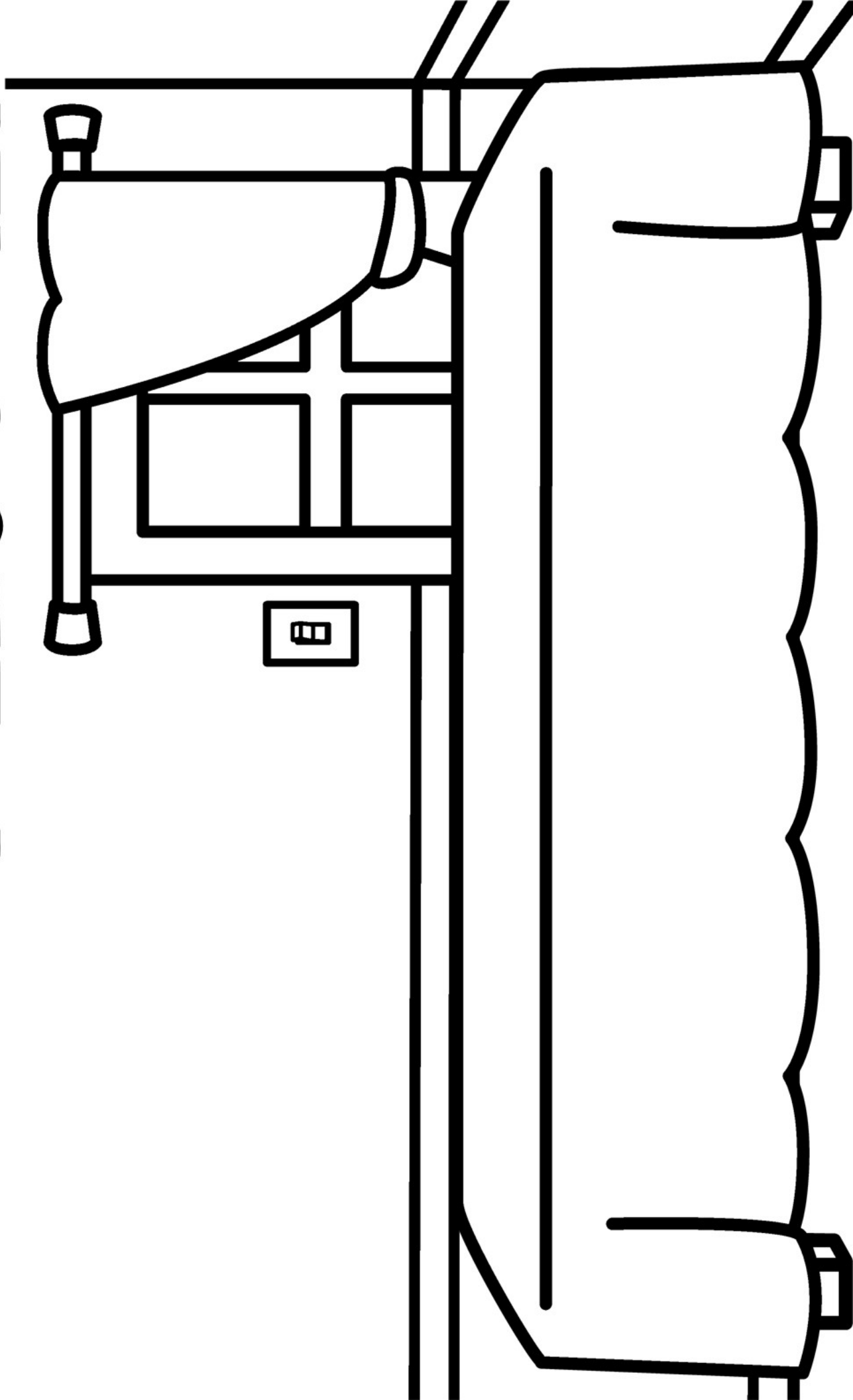
Cut out these friends and invite them to your table!



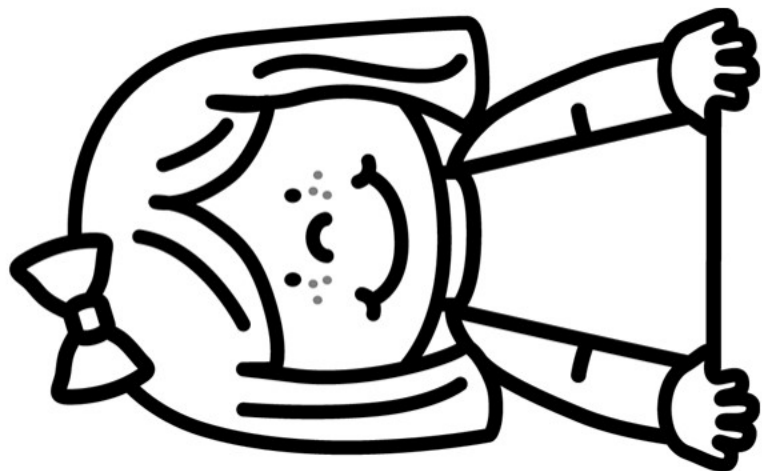






Cut out these friends and invite them to your table!








All are **WELCOME!**



Cut out these friends and invite them to your table!




Cut out these friends and invite them to your table!



Worksheets & Coloring Pages

DIVERSITY


—is beautiful!—



SKIN COLOR




CULTURE




LANGUAGE



ABILITIES



BELIEFS



Name: _____

DIVERSITY —is beautiful!—

Draw and write about the ways you are different.


SKIN COLOR

CULTURE

LANGUAGE

ABILITIES

BELIEFS




DIVERSITY:


— makes the —

WORLD

go round!




— All are —
WELCOME
at our table.



Name: _____

Draw who is welcome at your table.

All are
WELCOME!



Name: _____

All are WELCOME

Draw who is welcome at your table.

TERMS OF USE:

YOU MAY...

- Make copies for the purchaser's classroom AND share copies with other educators within their school building
- Reference (without distribution) this product in blog posts, seminars, professional development workshops, or other such venues provided there is both credit given to myself as the author and a link back to my TpT store included in the post/presentation

YOU MAY NOT...

- Claim the work as your own, alter the files in any way, or remove/attempt to remove the copyright
- Share this product with educators outside of your school building
- Repackage, sell, or giveaway this product to others
- Offer to share this product anywhere on the internet as a download or copy



Please contact me any time at laura@musiccitycounselor.com with questions, suggestions, resource requests, or comments! I'd love to hear from you!

This resource was made possible by:

